

WINNEBAGO COUNTY MASTER GARDENER SEPTEMBER 2011 - NEWSLETTER

(click here to go directly to website) www.winnebagomastergardeners.org
920-232-1986

PRESIDENTS' LETTER

Fall officially begins this year on September 23rd at 5:05 am, but the signs of Autumn are already beginning to appear. The days are getting shorter, the temperature cooler, and the air feels crisper. It's time to harvest our vegetables and think about getting our gardens ready for winter. It's also time for a new school year to begin.

We want to extend a big WELCOME to the sixteen new student members attending the general Master Gardener training beginning September 6th. This year WCMGA is participating in a new class format consisting of webinars, class discussion and hands on experience. We will begin our Business Meeting at 5:30 pm in September, October and November to allow our new students to attend. Please be sure to introduce yourself and welcome them to our group.

The Board has decided to have a tree planted in memorial to Burt Carpenter, a long time emeritus member who passed away in July. We will be doing this through a program sponsored by Oshkosh Southwest Rotary Club and the City of Oshkosh. The location and species of tree have yet to be determined.

Hopefully you all reported your hours and paid your dues by August 31st. If you were unable to complete all of the volunteer hours for certification, you can still pay dues and be a non-voting member. Please contact Kathy, Mary, Nick or any Board Member if you have questions.

Have a safe and happy Labor Day weekend!
Mary & Kathy

WHERE IS IT?

Birthdays - pg 3
Flower of the Month – pg 2
Lawanda's Articles – pg3, pg 4
Potential Projects – pg 2
Save the Date – pg 2
What Am I? – pg 2 ans. pg 5

Nick's Note:

By now many of you are aware that there are significant staff and curriculum changes involving the Master Gardener Volunteer program. With the statewide program falling on the same dates as our local classes, I have committed to being a pilot county for the Elluminate webinar platform UW-Extension is trying. There will be a mixture of local discussion, webinar presentations, and lab activities. If any member wants to join the new participants and sit in on the classes, here is the schedule as of today. Please contact me if you plan to attend in case class order changes and so we print enough material.

Cheers!
Nick

September 6, Botany by Mike Maddox
Includes plant anatomy, plant organs, plant tissues, cells, botanical classification, and botanical nomenclature.

September 13, Botany continued by Mike Maddox
Includes photosynthesis, respiration, transpiration, plant growth, environmental interactions, and plant growth regulators.

September 20, Soils and Plant Nutrition by Doug Soldat
Includes defining soil chemical, physical and biological properties, soil testing, finding soil type, plant nutrition, and fertilization.

September 27, Integrated Pest Management by Erin LaFaive
Includes what is organic? What is sustainable? Cultural control, mechanical control, biological control, chemical control, and pesticides.

October 4, Insects by Phil Pellitteri
Includes defining insects, insect anatomy, life cycle, and IPM control options.

October 11, Diseases by Brian Hudelson
Includes defining disease, the disease triangle, fungus, bacteria, types of diseases, and IPM control options.

October 18, Weeds by Heidi Johnson

Includes define weeds, life cycles: annual, biennial, perennial, broad leaf weeds, grass weeds, IPM control options, and herbicide applications.

October 25, General Gardening Practices by Sharon Morrissey

Includes creating planting areas, planting, mulching, watering, fertilizing, pruning, support, and off-season care.

November 1, Herbaceous Plants by Diana Alfuth

Includes defining herbaceous plant, review life cycles, habits, and selection.

November 8, Woody Plants by Barb Larson

Includes defining woody plants, trees vs. shrubs, selection, planting, care, and pruning.

November 15, Fruits and Vegetables by Patty Nagai

Includes what is a vegetable? What is a fruit? site selection, photoperiod effects, pollination, cool and warm season grouping, specific planting techniques, harvesting, small fruits, tree fruits, and pruning.

November 22, Lawns by Doug Soldat and Wildlife by David Drake

Details to be determined.

Flower of September - ASTER



With their lush texture, rich hues and wildflower beauty, it's easy to see why asters have had a long association with magical powers. In ancient times, it was believed that when aster leaves burned, their perfume could drive away evil.

Today, this autumn birth flower is known as a talisman of love and an enduring symbol of elegance.

Save the Dates!

SEPTEMBER 6 - CLASS BEGINS

Sept. 7 – CVMG Special Training

Oct. 1 – Octagon Country Fair

Flower Arranging Dates:

(All are Mondays, 1:30@ PV)

Sept. 12---Live flowers

Sept. 26---Live flowers

Oct. 10--- Floral flowers from Garden Gate

Nov. 21---Floral flowers from Garden Gate

Dec. 5---Christmas gift bag arrangements Aurora



Potential Projects

Medical Center Healing Garden

At Aurora Medical Center, 855 N Westhaven, in the center courtyard there is a beautiful healing garden. It was started by private donations as a quiet place where patients and families can rest and relax among plants and flowers. In the past the garden was maintained by a landscaping company but with budget cuts, it is in need of some TLC. John Nieman, Volunteer Services, is hoping that the garden could be taken over by some Master Gardeners. This would be an individual project for one or a group willing to help with this project. If interested, please call John at 456-7013.

Senior Young At Heart

Monthly St. Jude Parish holds a pot lunch for seniors at Sacred Heart Church hall. Wednesday, January 11, 2012 they have asked the Master Gardeners to be the speaker. It would be a 30 to 45 minute program on any subject you would like to present. If interested please contact Barb Dutcheck at 920-573-1887.

What am I? by Jane Kuhn

I am a big, bold, beautiful herbaceous perennial which offers both decorative foliage and striking flower displays. My plump, large leaves almost form into rosettes and, depending on the species, can be either round or kidney-shaped and sometimes toothed or spotted. My tall flower stalks with yellow or orange, daisy-like blooms rise out from the midst of my large leaves in late summer and into fall. My plants range from 3 to 7 feet tall and from 2 to 4 feet wide.

I do best in partial shade (especially during the heat of the day) and good, humus-rich garden soil that is kept evenly moist. Since my roots form large clumps, plenty of space should be allowed between plants. Propagation can be done by division or from seed. Outdoor sowing should be done on the surface of the soil in either fall or just before the last frost of spring. When sowing indoors, do so about one and a half months before it is time to plant them in the garden in spring. They take from two to six weeks to germinate. My plants should be divided every 3 or 4 years during early spring or late summer. Once plants are dug out from the ground, use a sharp knife and cut the crowns into sections similarly to how you would divide a hosta.

I am great in the back of shade beds, in containers, along borders, in bogs, or planted at the edge of water gardens. I attract butterflies and am deer

resistant. My flowers offer fall color and my plants provide large attractive foliage throughout the season.

Consider Herbal Groundcovers

By Lawanda Jungwirth

When you hear the word “groundcover,” what is your immediate thought? Something to plant where grass won’t grow, maybe in a part of the yard you never visit or don’t want to mow? Boring, right?

Things are about to change! Consider planting an herbal ground cover – suitable for those areas mentioned above, as well as right up front in the best parts of your landscape.

There are many reasons to add an herbal groundcover to your landscape. They act as a living mulch (no more buying bags of wood chips every spring), keeping the soil consistently moist and shielding plant roots from fluctuating temperatures. They form a dense mat that makes it hard for weeds to take hold, and eliminate erosion. They require little water once established. Best of all, they add extra beauty and fragrance to your garden and make it uniquely yours.

Here are several ideas to get you started. These are all perennial plants that come back year after year.

Wooly thyme and creeping thyme are good choices for growing among pavers or stone walkways. They have tiny pink, lavender or purple flowers in spring. If they overgrow their designated area, they can be cut back with a scissors or just ripped back to where you want them. They do best in sunny spots.

Periwinkle is a good choice for sloping ground, but does just as well on flat ground in a shady or semi-shady area. In spring it has pretty whorled purple flowers. It may grow up to twelve inches tall in spring, but generally flattens down later in the summer.

Roman chamomile grows to about 6-12 inches tall in sun or semi-shade. It has a sweetly scented, finely cut bright green leaves with a fruity, apple fragrance and in summer produces daisy-like flowers. Plant them 4 inches apart to create a lawn effect. Make sure not to buy German chamomile, which is also very nice, but is an annual plant that grows much taller and will re-seed prolifically.

Wall germander sports small, glossy, dark green leaves with lavender flowers in mid-summer. The

plants grow about 5 inches tall and spread to about 16 inches wide. It prefers a sunny spot.

Sweet woodruff is the go-to herb for shady spots under trees where grass won’t grow successfully. It gets about 8 inches tall and spreads indefinitely. Pretty white flowers cover the plants in spring and when crushed the leaves smell of freshly mown hay. Dried leaves have a vanilla scent.

Wooly yarrow forms a low growing mat of grayish-green finely textured leaves. It needs full sun and does best in well-drained soils of low fertility. Yellow flowers last all summer, especially if deadheaded.

Creeping golden marjoram has bright golden foliage with white flowers with pink bracts. Although it likes sun, afternoon shade is appreciated. It mounds to about 6 inches tall but can be moved to keep it flat. Leaves turn greener as the summer progresses. Various sources list creeping marjoram’s coldest USDA hardiness zone as 4 (where we are) to 6, so plant it in a protected area on the south side of your home.

We Need Your Input

Here is your chance to have your dream of someday being published come true.

The Newsletter staff would like to invite any and all members wishing to share a story, some tips or information with us. You are all welcome to submit an article to the newsletter at any time. We do promise to print it as soon as we have the necessary space available. This contribution will count toward your community education hours.

Happy September Birthdays



**Ruth Freye, Ralph Giessen, Rick Hansen,
Teresa Wolotka**

Nasturtiums

By Lawanda Jungwirth

Nasturtiums are one of the easiest annuals to grow from seed and once they germinate, they are carefree until frost.



The big seeds look like bumpy brown peas, making them a good planting choice for beginning gardeners and children. Soaking the seeds overnight in warm water before planting makes them sprout faster. After all

danger of frost is past in spring, plant the seeds $\frac{3}{4}$ inches deep, about 12 inches apart, in well-drained, average soil in full sun. While most plants appreciate a rich, fertile soil, nasturtiums will produce more flowers in poor soil.

Keep the seed bed moist until the plants germinate in about 10-12 days. Flowers will appear several weeks later. Do not give them any extra fertilizer or you will end up with many leaves and few flowers.

Nasturtiums have a taproot, like a carrot, so they do not do well with transplanting. If you want to start them ahead of time indoors, plant them in peat pots that can be moved directly into the garden bed.

The flowers are exquisite. They are funnel shaped, from 1 – 2 $\frac{1}{2}$ inches across and range in color from white to cream to yellow to orange to red to a deep mahogany. Then there are the cream blooms streaked with red or pink, yellow streaked with orange, light orange streaked with darker orange . . . endless combinations depending on the cultivar.

Nasturtium leaves are interesting too. They are round to kidney-shaped and the stem is attached underneath in the exact center. The leaves have pretty star-shaped veins that radiate from their centers. There are some varieties with variegated leaves – streaked or splotched with white - but these varieties may not produce as many flowers.


Nasturtiums come in bush type or climbing types. The bush types form a nice mound of leaves before the flowers appear and are good for rock gardens, for edging borders or walkways, or just planted here and there throughout the vegetable garden to give it a colorful punch. The climbing or trailing types work in containers and hanging baskets or tumbling over walls. They can also be trained to climb fences and trellises.

All the above-ground parts of the nasturtium plant are edible. The leaves make a peppery addition to salads and sandwiches. They can be shredded to give a flavorful accent to pasta, rice or chicken salad. The flowers add a spicy, sweet taste as well as a pretty topping to a tossed salad. Both leaves and flowers can be cut into thin ribbons and mixed with butter or cream cheese for a spread, or tossed with egg salad, noodles, vegetables or fish. Unopened flower buds can be marinated in wine or vinegar to make a refrigerator pickle. The seeds can be pickled as well, and used as a substitute for capers.

If you have a couple minutes, Google “nasturtium images” and you will fall in love with this gorgeous flower.


AUTUMN COLOR FILLS THE PAINE GARDENS

With autumn upon us, the Paine’s extraordinary gardens are showing signs of the new season. Come and meander the Paine’s pathways and enjoy the sights, sounds and smells of Wisconsin’s ever-changing scenery. Brilliantly colored trees, shrubs, blooming perennials and ornamental grasses offer picturesque views throughout the property. Take a moment to enjoy the wonders of autumn throughout October at the Paine Art Center and Gardens.

Autumn is also one of the busiest periods in gardening, and the Paine will begin readying the property for the new seasons ahead.  On October 19 and 20, the Paine will plant more than 10,000 bulbs that will bloom next spring. Interested in getting your hands dirty? Join the Paine’s staff and volunteers by helping to pull the annual displays and planting the 2012 spring bulb showcase. For more information on volunteering in the gardens, please contact the Volunteer Coordinator at (920) 235-6903 ext. 40. The Paine is located at 1410 Algoma Boulevard in Oshkosh.



August Flower Arranging Update



Bouquet making for the 'County Fair' (Park View's own version) was a huge success! We had about 12 MG's on August 1st working with the residents to design many beautiful arrangements to display in the foyer. Many MG's brought pretty flowers from their gardens including gladiolus, echinacea, ferns, hydrangeas, zinnas, statice, and many other flowers.

Elizabeth (staff) commented how the residents were so proud to show off their bouquets to relatives--smiling all the while!

An enormous thank you to our MG's who helped with this and the one on Aug. 15.

Pat Behm, Park View Flower Arrangement Lead.
Contact info - tbehm1@new.rr.com
or call 410-3290

Officer and Board Elections November 8, 2011

Each year the Winnebago County Master Gardener Association elects two officers and the appropriate number of members to its Board of Directors. In November, we will elect a President, a Treasurer and two board members for two year teams beginning January of 2012. Our Board of Directors helps guide our organization to its chosen goals while operating within the guidelines set forth by the Wisconsin Master Gardener Association (WIMGA) based at the University of Wisconsin, Madison.

Serving on the Board of Directors is both rewarding and fun. It is a wonderful way to get involved in the organization, get acquainted with other members and to bring fresh, creative ideas to the organization. Of course, time used for board meetings and associated duties is counted as volunteer hours. No special training or experience is required, only a willingness to serve and help our organization remain viable and growing.

The Board of Directors invites you to join us for our next meeting the first Tuesday of the month, September 6, at the Coughlin Center. The meeting begins at 6:00 pm and will adjourn around 7:30 to 8:00 pm depending on the agenda. Come check out! If you have questions or want more information about the Board of Directors and the duties, please ask any Board member. They are:

Mary Wiedenmeier, Kathy Daniels, Ivan Placko, Jane Kuhn, Linda Baeten, Alice Graf, Marge Menacher, Ken Hawke, Audrey Ruedinger, Bob Potter, Carole Dorsch, Roy Anne Moulton

Answer: What Am I?

I am a ligularia. Family: Asteraceae (aster family). Genus: ligularia. Species (one of): ligularia dentata. Other common names: ragwort, leopard plant, rayflower, or golden groundsel ligularia. Its name comes from the Latin word ligula, which means little tongue, referring to the tongue-like shape of the large petal on each of the ray flowers



Resources: USDA Plants Database and associated links

Input Needed

Each year our state organization, Wisconsin Master Gardener Association (WIMGA), awards several educational grants annually to MG groups to aid their efforts in community education. Applications for each of the 3 levels of funding (\$100, \$250 and \$400) are due by October 1 (postmark date) of each year. Thirteen grants totaling \$3,400 were awarded in 2010.

In 2010, the Winnebago County Master Gardener Association (WCMGA) received a grant of \$250 grant used to defray the cost of the Winter Escapes, Summer Dreams keynote speaker, Jeff Epping. In 2009, we received grants of \$400 and \$250. The grant of \$400 was used to defray the cost of Winter Escape, Summer Dreams keynote speaker, Melinda Meyers. The \$250 grant was given to our Habitat for Humanity Partnership project to purchase a tree for each new Winnebago County homeowner and to educate them on how to establish and care for their landscapes.

Your ideas are needed for the 2011 education grant applications. Could your project use some extra funds to accomplish the goal? Is there some item we need for our group to better serve the community? Does the laptop we use for presentations need upgrading? To get the creative juices flowing, checkout grant awards for previous years at:

<http://wimastergardener.org/?q=PreviousGrantWinners>.

Please email your suggestions to Roy Anne Moulton at royanne@new.rr.com or call 920-915-9731 no later than Wednesday, September 20. Suggestions will be shared with the Board of Directors to determine which grants will be requested. Please include the following.

1. The nature of the program or resource.
2. Who will benefit from the program/resource proposed?
3. How does this program benefit our whole organization?

Let's not pass up this opportunity for extra funding. If no suggestions are received, an application will again be submitted to defray the cost of the nationally renowned keynote speaker for the 2012 Winter Escapes, Summer Dreams. Let's challenge ourselves to find different and more exiting application requests!!

Country Fair

The Neenah Historical Society will hold its third annual Country Fair on Oct 1st at the Octagon House grounds in Neenah. The WCMGA Octagon House project committee will have a booth at the Fair.

We will have the opportunity to provide fairgoers with information on our project, as well as information on the Master Gardener program and answer any horticultural questions they may have.


Everyone is invited to attend anytime between 10 AM and 4 PM. In addition to enjoying the beautiful gardens of the late nineteenth century, you will have an opportunity to tour the House and learn a little Neenah History.

There will be music and food and something to do for everyone.

Jerry Robak, Octagon House Lead



HAVE A HAPPY LABOR DAY!!!



NO MATTER WHAT YOU DO

CORE PROJECTS

Community Education	
Marge Menacher	223-3467
Community Gardens	
Ruth Freye	734-5978
Education and Control of Invasive Species	
Lawanda Jungwirth	836-2878
Audrey Ruedinger	231-5745
Farmers Market	
Dorothy Gayhart Kunz	233-8468
Janet Priebe	233-1898
Humane Society Memorial Garden	
Dara Sitter	582-4405
Lincoln School	
Linda Christensen	233-0044
Mary Haave	231-2542
Octagon House	
Jerry Robak	722-3311
Oshkosh Senior Center	
Paine Gardens	
Betty Kuen	722-9043
Park View Cutting Garden	
Bill Weber	231-2936
Park View Vegetable Garden	
Judy & Al Harms	688-5523
Park View Prairie Garden	
Ken Hawk	426-1691
Park View Flower Arranging	
Pat Behm	410-3290
Plant Health Advisors @ UWEX	
Ann Gratton	231-3015
Rushford Town hall	
Audrey Ruedinger	231-5745
Carol Dorsch	589-5936
Shared Harvest	
Ken Friedman	235-6766
Habitat for Humanity Partnership	
David Leonard	379-5860
Washington & Webster Schools	
Marge Menacher	223-3467

OFFICERS / BOARD MEMBERS

Mary Wiedenmeier (PRES)	426-0991
Kathy Daniels (PRES)	233-0410
Ivan Placko (CO-VP)	721-9394
Jane Kuhn (CO-VP)	231-3993
Linda Baeten (SEC)	232-1224
Alice Graf (TRES)	203-8252
Susan Bohn	685-0427
Marge Menacher	233-3467
Carole Dorsch	589-5936
Ken Hawk	426-1691
Audrey Ruedinger	231-5745
Roy Anne Moulton	886-1283
Bob Potter	233-3349

COMMITTEES

Education and Trips	
Roy Anne Moulton	886-1283
Education – Meetings	
Audrey Ruedinger	231-5745
Event Planning	
Kathy Daniels	233-0410
Mary Wiedenmeier	426-0991
Historian	
Membership	
Dawn Kent	410-8866
Newsletter	
Linda Tobey	734-2264
Jean Reed	729-9012
Lawanda Jungwirth	836-2878
Jane Kuhn	231-3993
Refreshment Committee	
Linda Loker	426-1435
State Rep	
Sue Bohn	685-0427
SOP & Bylaw Committee	
Ivan Placko	721-9394
Alice Graf	203-8252
Sunshine	
Diana Dougherty	233-7137
Hours	
Patty Schmitz	236-8887
Home & Garden Shows	
Joni Pagel	233-6619
Cindy Meszaros	233-3550
Website, Computer and Projector	
Jean Reed	729-9012

BOARD MEETING – September 6

**BUSINESS MEETING – September 13
5:30 SHARP**

OUR MISSION STATEMENT:

Our purpose is to provide horticultural education, community service & environmental stewardship for our Community in affiliation with the University of Wisconsin Extension Program.





**Master Gardener Specialized Training
Chippewa Valley Master Gardener Assoc.
September 17, 2011**

Chippewa Rod & Gun Club, Chippewa Falls, Wisconsin
(At the corner of Cty I & Hwy 178, go east and follow signs to boat ramp.)



Invasive Species and Seed Saving

- 9:30-10:00 Registration – Coffee & hot cider provided
- 10:00-10:45 Living with Invasives – An introduction to problem invasive plant species in the Chippewa Valley, habitats where they are found, and how to identify them.
Mary Jo Fleming & Linda Stockinger, Chippewa Valley Master Gardener volunteers
- 10:45-11:00 Meet Linda's pet invasives. Can you identify them?
- 11:00-11:45 Protecting our landscapes from invasive species—A discussion about:
- Invasive species classification—Which plants are the real villains?
 - Control and eradication—What is effective and safe for the environment?
 - Addressing specific species concerns from Master Gardener volunteers—Bring your questions!
 - Sources for help and information.
Pat Goggin, UW-Extension Lakes & past president of Invasive Plants Assoc. of WI
- 11:45- 1:00 Lunch (Grilled Chicken & Pasta Salad) and Invasive Species I.D.
- 1:00- 2:00 Native Plant Seed Collecting: Tricks and Tips—Expand those native gardens without breaking the budget Pat Goggin
- Types of seeds including some fruit and vegetable seeds
 - Where to collect?
 - How to tell when seeds ?
 - Storage

REGISTRATION (Deadline Wed. September 7, 2011)

Fee: \$10 (Make check out to CVMGA)

Name _____



Phone _____

Mail to: Advanced Training
UW Extension
11 N. Bridge St. Rm 013
Chippewa Falls, WI 54729-1845



2011

We welcome the harvest and hints of Fall.

SUN	MON	TUE	WED	THUR	FRI	SAT
				1	2	3
4	5	6 Board Meeting CLASS BEGINS	7	8	9	10 8- noon - Farmers Market
11	12 Flower Arranging 	13 Business Meetings 5:30 SHARP CLASS	14	15	16	17 8- noon - Farmers Market CVMGA 9:30-2:00
18	19	20 CLASS	21	22	23	24 8- noon - Farmers Market
25	26 Flower Arranging 	27 CLASS	28	29	30	