

# WINNEBAGO COUNTY MASTER GARDENER NEWSLETTER

## MISSION STATEMENT:

Our purpose is to provide horticultural education, community service & environmental stewardship for our community in affiliation with the University of Wisconsin Extension Program.

[www.winnebagomastergardeners.org](http://www.winnebagomastergardeners.org)

1-920-232-1986

**MAY 2008**

### COMMITTEES

Education and Trips	
Roy Anne Moulton	886-1283
Education – Meetings	
Audrey Ruedinger	231-5745
Event Planning	
Kathy Daniels	233-0410
Mary Wiedenmeier	426-0991
Historian	
Dawn Kent	410-8866
Membership	
Chris Bellin	233-4968
Linda Tobey	734-2264
Newsletter	
Linda Tobey	734-2264
Jean Reed	729-9012
Lawanda Jungwirth	836-2878
Refreshment Committee	
Linda Loker	
State Rep	
Bob Kosanke	231-1873
SOP & Bylaw Committee	
Stan Meyer	725-6486
Sunshine	
Judy Harms	688-5523
Liz Ginke	722-8140
Hours & Time Keeper	
Linda Tobey	734-2264
Shelley Aaholm	731-8570
Home & Garden Shows	
Joni Pagel	233-6619
Cindy Meszaros	233-3550

### SANCTIONED CORE PROJECTS

#### Community Education

##### OPEN

Community Gardens	
Ruth Freye	734-5978
Education and Control of Invasive Species	
Lawanda Jungwirth	836-2878
Audrey Ruedinger	231-5745
Farmers Market	
Dorothy Gayhart Kunz	233-8468
Janet Priebe	233-1898

#### Nature's Way – MENASHA

##### OPEN

Paine Gardens	
Bob Potter	233-3349
Park View Cutting Garden	
Bill Weber	231-2936
Park View Vegetable Garden	
Sue Steinhilber	235-1031
Al & Judy Harms	688-5523
Park View Flower Arranging	
Pat Behm	410-3290
Plant Health Advisors @ UWEX	
Curt Reese	426-4992

### OFFICERS & BOARD MEMBERS

Mary Wiedenmeier (PRES)	426-0991
Kathy Daniels (PRES)	233-0410
Susan Bohn (V.P.)	685-0427
Linda Werner (SEC.)	725-8168
Alice Graf (TRES.)	203-8252
Linda Tobey	734-2264
Marge Bolding	233-8668
Stanley Meyer	725-6486
Ken Hawk	426-1691
Audrey Ruedinger	231-5745
Roy Anne Moulton	886-1283
Bob Potter	233-3349

**Business Meeting**  
**May 6, 2008 @ 6:15 PM**  
**All members encouraged to attend!**

---

## MAY - PRESIDENTS MESSAGE

APRIL showers bring May flowers. Earlier this month of April it was wet & cold & a few snow flakes mixed in with the rain. Then we had a warm spell. We were all thinking spring is on the way. But Mother Nature tricked us again and brought us some cold, wet rain. April can be a month of many different weather fronts. Soon our gardens will be blooming with color. We have a garden walk May 13 at the homes of members Bob Potter and Marge Bolding. Spring is a wonderful time for the freshness of grass growing and flowers blooming.

I know we all will be busy in our own yards, but we can't neglect our volunteer hours in the sanctioned projects, for they too need attention. At the meeting for Park View Gardens, we had a good representation of MG members and Park View workers. This is a project in progress with landscaping being put in this year. We will still have the cutting garden but the vegetable garden will be put into containers because of the space available and access for the residences. A clean-up will take place early in May and then planting of annuals. Please read the newsletter for information as to time and date.

Don't forget our picnic on Tuesday, June 10. This year we will have plant swap. So bring a plant to exchange with your friends. Have a good month and see you in the garden!!!

Kathy & Mary  
Happy Gardening,

Kathy & Mary

### Gardening Tip!!

When transplanting seedlings, you should handle delicate sprouts by the first set of mature leaves and not by the stem. It's okay to accidentally pull a leaf off – another will grow, but don't break the stem in half. You will kill your little plant.

## NICK'S NOTES


### Buckwheat: A Really Cool Plant

....Seed Available!

A subject that I have always found interesting is using unconventional plants in unconventional settings. Last year at the Marshfield Agriculture Research Station I planted some cover crops in a demonstration garden. Some of the plant species used were buckwheat, hairy vetch, red clover, white clover, crimson clover, annual ryegrass and winter rye. I plan on including a similar demonstration at the Sherman Road Community Garden this year. Due to packaging requirements, a full 50 pound bag of buckwheat had to be ordered.

Buckwheat has wide leaves and geminates quickly once the soil is warm enough. As a result, it is a good suppressor of weeds. Buckwheat also grows to a height of 3-4 ft quickly and then flowers. This early, abundant flowering attracts bees and beneficial insects. Buckwheat has abundant roots that loosen soil, improves structure, and scavenge for nutrients. Buckwheat is not frost tolerant so it needs to be planted once the threat of frost passes. However, this is beneficial in late summer/early fall seeding, after vegetables have been harvested because the buckwheat will establish quickly, then freeze and decompose thereby recycling nutrients. One caution about buckwheat is that you do not want it to set seed otherwise it can become a weed. If there are Master Gardener Volunteers interested in planting buckwheat as a cover crop, living mulch, or green manure, you are certainly welcome to stop by my office and pick up a pound or two. I hope we can turn this into a simple study were participants make few basic observations about establishment procedures, growth rate, and likes or dislikes of the plant. I once watched a presentation that explained how buckwheat was used to attract honeybees to the garden and then was cut down just as other vegetables began to flower which caused the honeybees to move to other plants improving pollination. Neat idea! Please let me know if you are interested in participating.

*Nick Schneider, Winnebago County Agriculture Agent*



---

## Editor's Corner

We want everyone who has sent us an article for the newsletter to know we totally appreciate any and all of them. We promise they will all be printed in the newsletter in the soonest possible issue. The printing addition will depend on timeliness of material and space available. Please feel free to continue sending us your articles and know we will all enjoy reading them whenever they are printed.

The Editorial Staff  
Linda & Jean

## Master Gardener Board Meeting

April 1, 2008

Coughlin Center, 6 p.m.

Members present: Kathy Daniels, Bob Potter, Audrey Ruedinger, Ken Hawk, Linda Werner, Mary Wiedenmeier, Alice Graf, Stan Meyer, Marge Bolding, Linda Tobey, Sue Bohn, Roy Anne Moulton, Nick Schneider

Dr. Tom Weber, new lead on the Park View cutting gardens project, gave an update on plans for this season. He said Dr. John Procknow, previous lead, will be helping him get started. The cutting gardens in the sitting areas are the main priority this year. The Keller family has donated funding for landscaping around the main building. When that is completed and maintenance plans decided, more decisions will need to be made on what else needs to be done. At some point, the pavilion will be torn down and the plants in that area will need to be moved. Volunteers will be needed and funding from WCMGA will be requested.

## Treasurer's Report

The checking account balance as of March 19, 2008 was \$8,533.02. \$631.85 was paid to the UW Extension for copying and postage costs for the full year. The total of all funds was \$13,633.02. The report was approved.

## Secretary's Report

The minutes of the March 4, 2008 Board meeting were approved as published in the April newsletter.

## OLD BUSINESS

### 2008 Budget

Additional amounts were added to administrative expenses for copying and printing and to meetings for refreshments resulting in a balanced budget. Basic training costs are not included at this time as they are yet to be determined. Nick Schneider will present a plan at a later date. Sue Bohn made a motion to approve the 2008 budget and Linda Tobey seconded it. Approved.

### Disks

Some members have expressed concern about the disk program being discontinued. After discussion, Bob Potter made a motion that the disk program be continued for the basic course to honor people who have earned it and for volunteer time in 50-hour increments to recognize their outstanding service to the community and leadership. Stan Meyer seconded the motion. Approved. Linda Tobey will amend the policy on disks in the Standard Operating Procedures and bring it back to the Board for final approval. Linda also asked for a volunteer to help her compile the hour's report this year, so someone else will know how to do it.

### Vulcan Quarry Project

Ken Friedman sent a letter accepting the terms for his individual participation in the Vulcan Quarry project. His objective will be member education via the newsletter or presentations at meetings.

### Individual Projects

There was general discussion on the application for individual projects. Some members felt it should be revamped to emphasize goals, objectives and disseminating research-based horticulture information. There

---

was also a suggestion to reduce the application form to one page to avoid intimidating members who are not comfortable with paperwork. Current SOP also requires individual projects to re-apply each year and submit a year-end report. The possibility of just requiring the report was raised. No decision on changes to the individual project SOP was made at this time.

### **Certificate of Deposit**

The \$5,000 CD held by WCMGA is due to renew in April. Linda Tobey made a motion to renew the CD for another six months. Bob Potter seconded the motion. Approved.

## **NEW BUSINESS**

### **Advisor Report**

The meeting night for the fall basic class series has been moved to Wednesdays. There will be 12 three-hour sessions. Going forward, all volunteers who work with 4-H or other youth groups need to have a background check. Individuals who attend basic classes in Fond du Lac, must also accumulate approved hours in Winnebago County to be a member of WCMGA.

### **Project Applications**

The following project applications were submitted for review:

- Plant Health Advisors, Curt Reese
- Education and Eradication of Invasives, Lawanda Jungwirth
- County Fair, with a request for \$85 for booth rental, Sue Bohn
- Individual project at St. Raphael's Church, Oshkosh, Linda Loker
- Individual project at St. Mary's Church, Appleton, Lawanda Jungwirth

Linda Werner made a motion to approve the five project applications and Alice Graf seconded the motion. Approved.

### **Education Committee**

Report the class on environmentally friendly lawn care went very well with attendance at

about 40. The next events are the vermiculture tour on April 19, garlic mustard pulls on April 26 and May 3, the plant buying trip on May 3, and the wildflower walks on May 9 and 10.

### **Misc.**

- Joni Pagel will take the lead for the Home and Garden Show.
- Alice Graf and Sue Bohn will continue as signers for the checking account.
- Six more people have been added to the membership since the publication of the directory. Linda Tobey will list them in the next newsletter.
- The Home and Garden Show went very well. Lots of people visited the booth.
- Jean Reed has joined Linda Tobey as co-editor of the newsletter.
- WCMGA needs to get linked to the state MG website.
- Clean-up dates are scheduled at the Paine and the spring festival will be May 17.

Submitted by,  
Linda Werner  
Secretary

### **Master Gardener Business Meeting**

April 8, 2008

Park View, 6:15 p.m.

**Present:** Linda Loker, Sue Bohn, Alice Graf, Mary Wiedenmeier, Jerry Robak, Stanley Meyer, Sandy Ansfield, Ken Hawk, Kay Bartell, Lawanda Jungwirth, Betty Kuen, Joni Pagel, Cindy Meszaros, Debbie Quandt, Pat Behm, Bob Potter, Linda Baeten, Marge Bolding, Audrey Ruedinger, John Procknow, Sandy Giessen, Linda Werner, Roy Anne Moulton, Sandy Ansfield, Judy and Al Harms, Dorothy Gayhart-Kunz, Judy Hergert, Linda Tobey, Ruth Freye, Dawn Kent, Betty Kuen, Pat Rockow, Bob Kosanke, Arlene Kosanke, Curt Reese

### **Presentation**

Sue Ashton of the Winnebago County Public Health Department gave a presentation on appropriate disposal of unused prescription

---

and over the counter medications. A medication take-back event is scheduled for April 22 from 9 to 1 p.m. at the Oshkosh Senior Center Annex.

### **Treasurer's Report**

As of March 19, 2008, WCMGA had a balance of \$8,533.02 in checking and \$13,633.02 total.

### **Secretary's Report**

No changes were requested in the minutes of the March 11 business meeting as published in the April newsletter.

## **OLD BUSINESS**

### **Disks**

The disk program will be continued for the basic training and for hours in 50-hour increments but not for continuing education advanced classes. The disk for the Environmental Stewardship classes will be the last one of this type.

## **NEW BUSINESS**

### **Project Overviews**

Park View Cutting Gardens – Lead: Dr. Tom Weber

The patients really enjoy these gardens. This year MG's will plant perennials and annuals for cut flowers that patients can arrange and take to their rooms. The Keller family donated money for professional landscaping around the new building. This does not affect the MG cutting gardens, but some changes may be made after that work is completed. Dates will be set to clean-up the flower beds and plant. Volunteers are needed. Marlene Miller leads the Park View Flower Arranging project for which MG's help residents with cutting and arranging the flowers.

Plant Health Advisors – Lead: Curt Reese  
The plant health advisors answer questions from the public about horticulture that are left on voice mail in the UW Extension office. Regular hours are 10 a.m. until noon on

Tuesdays, but volunteers can arrange to come in other hours. Internet and published resources on evidence-based UW research are used to provide answers to the questions. Training is being held in Wausau on May 29 and in Madison on May 30. Volunteers are needed.

Park View Prairie Garden – Lead: Ken Hawk  
The prairie garden is a long-term project. Plants are blooming from April to November. Over 90 varieties of native plants have been identified in the garden. The MG's keep the plants labeled and listed for public viewing. There will be a spring clean-up on April 17 and a fall clean-up, but volunteers are working on it almost every week. Donations of native plants are welcome.

Park View Vegetable Garden – Leads: Al & Judy Harms & Sue Steinhilber  
There are four raised beds as well as in-ground gardens and hanging baskets for vegetable gardening at Park View. Residents help decide what to plant and assist with all aspects of the work. The work starts at 10 a.m. on Wednesdays. There will be a meeting on Wednesday April 16 at 3 p.m. at Park View to get organized. Volunteers are needed.

Education and Control of Invasive Species – Leads: Lawanda Jungwirth and Audrey Ruedinger  
Lawanda's special area of interest is garlic mustard eradication and Audrey's is buckthorn. Lawanda has been pulling garlic mustard growing on the Wiouwash Trail for 7 years. MG's are needed to help pull these plants on April 26 and May 3 from 8 a.m. until noon. The location is where the trail crosses Brooks Road near Stuart's Nursery. The plants have to be pulled before they go to seed by the middle of May. Buckthorn grows just about anywhere. Audrey is focusing on helping people to recognize and eliminate it wherever they can. An invasive's identification tour is being planned for September.

---

Lincoln School – Lead: Karen Wedde & Janet Priebe

The original plan for Lincoln School was developed in 2005, but it has been revised every year since. It is a difficult spot and a work in progress. For 2008, things that didn't do well and noxious plants will be removed. The trend is to go more toward prairie plants that are low maintenance and durable. Another part of the project is to label the plants. The project will start for the season on Monday, April 21 from 9 a.m. to 11:30 and be followed by coffee and socializing. Most of the work days will be on Monday mornings, but there will be a few evening opportunities. Volunteers are welcome.

Community Gardens – Lead: Ruth Freye  
This the third year of the MG project located next to the community gardens to the east of UW-Fox Valley in Menasha. There are five established raised beds. Ethnic gardening was the original theme. There were some variations the second year and will be even more this year. Ruth's current theme is "Holy Botany" and will use authentic historical plants (as much as possible) representing religions of the world. Plantings will also include demonstration beds of the square foot method of gardening, unfamiliar plants such as sugar beets, sugar cane and cotton, and a fragrance garden. No volunteers are needed as youth groups and college students are supplying the labor.

Farmer's Market – Lead: Dorothy Gayhart-Kunz & Janet Priebe  
The farmer's market in Oshkosh takes place every Saturday between June 7 and October 18 from 7:30 a.m. to 12:30 p.m. MG's answer questions and pass out brochures as well as sell worm castings and cookbooks. Volunteers are lined up for most Saturdays but there may be an opening or two.

Paine Gardens -- Lead: Bob Potter  
The first clean-up day has already been held. The next will be a clean-up and tour on April 26 from 8 a.m. until noon. Volunteers are needed to work with staff throughout the summer.

Hours are normally between 8 a.m. and noon on week days, but there will be evening hours during July. The work is mainly pulling and planting. The Paine's Festival of Spring will be on May 17 from 8 a.m. to 4 p.m. A few more volunteers are still needed to staff the booth and sell worm castings and cookbooks. Contact Ken Hawk for more information.

Community Education – Lead: Linda Tobey and Dorothy Gayhart-Kunz  
The purpose of this project is to educate the public about what MG does and evidence based horticulture. The Home and Garden Show has been handed off to Joni Pagel and Cindy Meszaros, but someone is still needed to take the lead for other opportunities such as displays at the Menasha Library. WCMGA has also been invited to have a presence at Habitat for Humanities 100<sup>th</sup> house celebration in July and a Living Green Wisconsin expo at Sunnyview in September. Anyone interested in leading this project may contact Linda or Dorothy or any board member.

County Fair – Lead: Sue Bohn  
Volunteers are needed to staff a booth at the Winnebago County fair in August. Volunteers answer questions and hand out informational materials.

Of Note:  
A lead is still needed for the Nature's Way project.

As the retired WCMGA historian, John Procknow reminded everyone to take pictures of their projects for the scrapbooks.

## **Education Committee Update**

- The vermiculture tour at the Oshkosh Correctional Institute is scheduled for April 19. About 35 people have signed up so far.
- There will be garlic mustard pulls on April 26 and May 3.
- The plant buying trip to southern Wisconsin is scheduled for May 3.
- Wildflower walks in Waushara County will be on May 9 and 10 with a maximum of 20 participants each day.

---

## Website for locating plants

<https://plantinfo.umn.edu/>

Use Plant Information Online to discover sources in 973 North American nurseries for 103,827 plants, find 360,944 citations to 136,702 plants in science and garden literature, link to selected websites for images and regional information about 12,122 plants, and access information on 2,297 North American seed and nursery firms. Plant Information Online is a free service of the University of Minnesota Libraries.

### “What Am I?” by Bruce Abraham

I am a native, perennial Wisconsin plant of the Family **Pinaceae**; Genus **Pinus**. My habitats vary among bracken grassland; savannah; pine barrens; sand barrens; sand dunes; and the following forests: boreal, northern upland and lowland. My history shows that I am one of the first species to grow following forest fires. I grow upwards of 65' tall. I have  $\frac{3}{4}$ " – 2" green needles in bundles of two. My bark is brown with tinges of red and gray – fairly thin with scaly ridges. I produce cones typically 1-1/2" – 2" long that are brown, oblong and conical. My seeds are favored by red squirrels and rodents. My wood is essentially used for pulpwood but is also used for railroad ties, crates, posts, and various uses in building construction. I grow further north into Canada than any other pine. What Am I?

## Basic Class

The basic class will be offered over 12 weeks on Wednesdays from 6 to 9 p.m. starting Labor Day week. The maximum number of participants will be 60. The cost is expected to be around \$150 but that has not been decided yet. It will include the membership fee. Most of the presentations will be live. An introductory meeting for prospective participants will be held to explain what WCMGA is about and stress that it is a volunteer organization, not just a gardening class. Anyone interested in the basic class can call Nick Schneider at 232-1971 to reserve a seat.

## Annual Picnic

The annual WCMGA picnic will be on June 10 at Park View. It will include a plant swap. Kathy Daniels and Mary Wiedenmeier are planning the event, but help is welcome.

## Midwest Regional MG Conference

The state/regional MG conference will be July 16 to 20 in Milwaukee. The cost is \$150 before April 30. Registration forms and more information are on the website:

[www.sewmg.org](http://www.sewmg.org)

The meeting was adjourned at 8:30 p.m.

Submitted by  
Linda Werner

## ADDITION TO MEMBERSHIP LIST

Please add David to your membership booklet

**David Leonard**  
**5026 Grandview Rd.**  
**Larsen, WI 549547**  
**Ph – 836-3671**  
[dclfine@centurytel.net](mailto:dclfine@centurytel.net)



I should like to enjoy this summer flower by flower, as if it were to be the last one for me.  
me. *Andre' Gide*

---

## FLOWER OF THE MONTH

### Lily-of-the-Valley

Lily-of-the-valley, *Convallaria L.*, is a perfect plant for woodland gardens or out of the way places. They have a sweet fragrance, and charming clusters of tiny bells. In Germany they are known as "little Maybells", and they have been called "Mary's tears" as well. They were thought of as a symbol of the Virgin Mary's purity by monks in medieval times. Lily-of-the-valley has been a loved plant in many gardens throughout the centuries.



I actually recommend lily-of-the-valley for out of the way uses since every part of them are poisonous. IF you have young children and pets be sure to pick the location carefully. The flowers, berries and leaves are toxic. You can cut the berry stalks before they ripen and remove. I know some of you may have seen lily-of-the-valley listed as an herb that has medicinal qualities BUT this is only under controlled circumstances by qualified professionals! It doesn't mean they can't be a nice addition to our gardens, just that we need to be aware and take caution around animals and small children, who are still experimenting by putting things in their mouths. I always believe it's better to be safe than sorry!

Plant the "pips", as the roots are called, in the spring or fall. You can also divide them at this time. There is the traditional white lily-of-the-valley variety as well as "rosea", that has pink blooms. I know from experience that they will adapt to almost any soil, but a fertile spot is better. Plant the divisions about 6-10 inches apart in partial or full shade. They will grow in sun, IF the ground is moist, otherwise shade is best. Lily-of-the-valley need to be planted fairly deep, not close to the surface, and firm the soil around them well after planting. Many times the foliage becomes unsightly after blooming, and generally it will die back, but if it's in a moist location the foliage may stay green. For the most part, think of it as a spring bloomer that you plant where other flowers will take over after it finishes.

Combine lily of the valley with hostas or use them as a ground cover. As they fill in, and you notice the blooms becoming sparse, then it's time to divide the plants. That was how I received mine from a friend. They are very easy to divide and replant. They do best in Zones 3 to 7 and can be planted in containers as well. By Benda Hyde

## Master Gardener of the Month

### Co-President – Mary Weidenmier

I'm a native of Oshkosh where I currently live with my husband of 33 years, Joe. We have two boys, one living in San Francisco and the other here in Oshkosh. I'm a CFP (Certified Financial Planner) and Partner in a financial planning business, Provident Financial Consultants, LLC. We built a new office located in the Universal Business Park last summer. I had fun working with our landscape architect designing and choosing plant materials for the landscaping. It was planted last fall, so I'm anxious to see how everything will look once it's green, has leaves and is flowering.

We have been in our current home on a city lot for about 20 years and the gardens are constantly evolving. I started with a cottage, cutting garden of mostly old fashioned perennials such as hollyhocks, peonies, phlox, iris, and day lilies, but have added many different perennials over the years. I also have a shade garden with ferns & hostas, as well as a culinary herb garden planted in raised beds. We have a small vegetable garden that Joe tends. He also helps me with much of the "heavy" work. In the past few years, I've become more interested in native plants and organic gardening methods, but am by no means a purest.

I've been a Master Gardener for three years and certified the last two. I've enjoyed getting to know many of you over that time and more recently as Co-President.

## VOLUNTEER OPPORTUNITIES

### HELP PULL GARLIC MUSTARD!

Come help pull garlic mustard along the Wiouwash Trail on Saturday, May 3 from 8:00 a.m. – 12:00 noon.

Meet at Brooks Road parking area. From Oshkosh, take Hwy. 76 (Jackson St.) north (or go north on Hwy. 41 to Hwy. 76 exit; turn left at bottom of exit) Go under Hwy. 41 and turn left at the first road after the light (the frontage road - Green Valley Road). Turn right on Brooks Rd. just before Stuart's Landscaping (used to be Gro-Plant). Go 3 miles to the trail. From the Fox Valley, take Hwy. 41 south to Hwy. 76 exit. Turn right at bottom of ramp and

---

turn left at the first road after the light (the frontage road - Green Valley Road). Turn right on Brooks Rd. just before Stuart's Landscaping (used to be Gro-Plant). Go 3 miles to the trail.

*Your help is welcome even if you can come for only an hour or two!*

*You do not have to get there at 8:00 a.m.  
Come anytime!*

Bring gloves, kneeling cushion or knee pads and a dandelion digger. Garlic mustard pulls easily but a dandelion digger makes it even easier and helps ensure that the roots don't break off.

*If you cannot make the work date, Lawanda will meet you at the trail anytime during the first two weeks in May to pull garlic mustard. This is a rather pleasant pastime on a nice spring day. No mosquitoes yet!*

Call Lawanda Jungwirth at 836-2878 or e-mail [ljungwirth@new.rr.com](mailto:ljungwirth@new.rr.com) for more information or  
JUST SHOW UP!

## **PART-TIME EMPLOYMENT**

Part-time employment opportunity at Springhetti's Landscaping & Lawn Care. They are looking for someone to work 10 to 20 hours per week. They must have a general knowledge of annuals and perennial flowers & shrubs. The duties will include some planting, pruning and general up keep for specific gardens. If interested call David Springhetti at 378-2958.

## **FLOWER ARRANGING CHANGES**

Things are changing with the Park View Flower Arranging. Marlene would like to take a break from being the chairperson. I hope to do as well as she has done to keep that warmth and friendliness with all the patients there. The other change is we'll be there every other Monday because they have so many activities going on with the new place.

We'll be making bouquets with them the following Mondays: June 23, July 7 and 21, August 4 and 18, and Sept. 6 and 22. We might be there August 11th if we help with the County Fair. Clean-up in the beds will be May

8--4 to 8p.m. and May 10--9 to 4. We'll plant with the residents on May 28, 29, and 30 from about 2:00 to 3:30. There are about 8 of us as of today. If you're interested, please call Pat at 410-3290. Thank you!

## **2008 HOME & GARDEN SHOW**

Thanks, to all of the members who worked the show this year. You made it one of our top shows. We had several requests for MG information and questions on Horticulture. Our thanks to Ken Schwankee, Jerry Robak, Linda Loker, Bob Potter, Joni Pagel, Cindy Meszaros, Stan Meyer, Dorothy Bonnin, Betty Kuen, Janet Priebe, Curt and Brenda Reese.

Thanks for making our last show as leads so memorable.

Linda Tobey & Dorothy Gayhart-Kunz

\*\*\*\*\*

## **Missing!!!!!!!!!!!!!!**

Wyman's Gardening Encyclopedia is missing from the office. Please return it if you forgot to return it.

Please remember to sign out with Julie anything taken from the extension office.

Thanks, Curt Reese

\*\*\*\*\*

## **CLASSES AND EVENTS**

### **Waushara County Wildflower Walk**

Friday May 9, 2008 -

Repeats - Saturday May 10, 2008

**Must pre register call Audrey @ 231-5745**

### **Coming Events in Fond du Lac**

- Bus Trip Dates: Tuesdays, June 17, July 29, and September 16
- MGV Plant Sale:  
Saturday May 17, 9 am to 3 pm
- Agnesian Garden Walk:  
July 13, Sunday, 11am to 8 pm

---

## Plants, Bake, Treasures and Tag Sale

Thursday May 8 from Noon - 6 PM  
Kiwanis Park Fieldhouse 726 N. 17<sup>th</sup> St.  
Sheboygan, WI  
Sponsored by the Sheboygan Lake Shore  
Garden Club

## Festival of Spring

Saturday, May 17, 2008

9:00 am – 4:00 pm


(8:00 am early admittance for Master  
Gardeners & Paine Members)

Join us on Saturday, May 17, 2008 from 8:00 am - 4:00 pm for Festival of Spring, a free outdoor festival featuring the Paine's annual Spring Plant Sale and more than 200 vendors of original art, fine crafts, plants and garden supplies. Visit the Corner Flea Market located at the corner of Elmwood and Congress, and also enjoy great food and entertainment throughout the day. Tour the Paine's spring garden showcase featuring thousands of blooming spring wildflowers, tulips, daffodils, and flowering trees.

Preview highlights of the Spring Plant Sale by visiting the Paine's website at [www.thepaine.org](http://www.thepaine.org).

## Gardening Tip - Lilacs

TO PROLONG THE LIFE OF YOUR CUT LILACS, cut the flowers at a 45 degree angle using very sharp pruners. Place them in lukewarm water. Replace the water every other day.  
From: Marge Bolding



## SANCTIONED PROJECT OF THE MONTH

*Paine Gardens*

### THE PAINE GARDENS

Well Spring is finally here. The birds are singing and the day light is getting longer. It's time to get our tools out and get energized.

Now is a nice time to plan our required volunteer hours. I suggest, to you, that the Paine Gardens is a place you should consider when planning where to do some of your hours. There are projects for us to do at the gardens the entire season. We start with the general Spring clean up to get things ready. When the gardens are ready and the ground is warm enough, comes the planting of annuals and perennials. We also do some work in the prairie garden. We keep the gardens clean and neat doing weeding and deadheading through the growing season. In Fall will be bulb planting to get ready for Spring and putting the garden to bed for the winter.

On Saturday April 26 is the introduction to the Paine from 9 AM - noon. This consists of a tour of the gardens, an explanation of what we will be doing from the Paine Staff and a little garden clean up time. Please just come if you are interested in joining us at the Paine. On Friday May 16<sup>th</sup> we will assist in setting up for the Festival of Spring. From 4 – 7 PM. On Saturday May 17<sup>th</sup> the Festival itself will run from 7:30 Am to 6 PM. Sign up sheets will be available for you to sign up to work for the Festival dates. More volunteer work dates will follow. They will be listed in the newsletter as I get them.

Bob Potter  
Paine Project, Chair



---

## Roof Gardens: Looking Up, Thinking Green and Keeping Cool.

By Ken Friedman, WCMGA Master Gardener

Roof gardens in Wisconsin? Seriously? Most of us have been to Al Johnson's Swedish Restaurant in Sister Bay to stare (up) at the goats on the grass. According to the UWEX and industry sources, roof gardens can have it going on right here in Winnebago County, too. Green roofs can control storm water, replace green spaces lost to construction, improve air quality, extend the life of roof surfaces, and greatly reduce solar heat gain, which reduces cooling costs in commercial and residential buildings.

Roof gardens are classified as intensive, extensive and ultra-extensive. Intensive gardens are accessible landscapes designed for aesthetics, accessibility and, occasionally, production as well as LEED points. The typical intensive roof garden has 12 inches to two feet or more of soils capable of supporting large trees and extensive shrubbery. Intensive gardens add a lot of weight: 80 to 150 pounds per square foot or more for larger plants, sculpture, buildings, mechanical systems and extensive foot traffic. Planning must include careful analysis of structural and mechanical requirements to place and support these loads. Common sense suggests trees should be placed on or very near vertical and horizontal structural supports. Complex systems may be required for handling maintenance requirements, water and waste materials. Pathways required for access and maintenance will add complexities of weight, vibration and differential stresses. Accessible intensive gardens are most commonly found on major commercial or institutional buildings. The Chicago City Hall roof garden would be one example. Soil temperatures in the garden approximate ambient temperatures rather than the 160+ degrees commonly measured on asphalt roofs. That is a lot cooling gratis from Mother Nature. At \$125 per sf. (compared with \$8-\$12 per s.f. for residential roof gardens), the City Hall Roof Garden was expensive to install. But significant, annual, year-round energy

savings give the citizens of Chicago a better return on their \$25 million investment than, say, the Cubs.

Like Al Johnson's aerial pasture, extensive roof gardens serve primarily as building elements with minimal requirements for (human) access or maintenance. Extensive roof gardens have up to 8 inches of soil. Added weight starts at about 12 pounds per square foot and goes up to 50 pounds per square foot for deeper soils and larger plantings. Typical plantings are sedum (varieties of sedum) and other xerographic perennials, although small bushes and small trees may be viable in 8 to 10 inches of soil. The ideal plant choices will need NO WATERING after the first year or two. Ultra-extensive gardens have between one and four inches of soil. Ultra-extensive roof plantings should be limited to no-mow (or goat-mow) grasses, native shallow root perennials and sedum. Annuals may be planted at accessible edges of extensive and ultra-extensive gardens, provided additional water is available and excess drainage requirements are taken into consideration. Miniature goats keep weight down, but may be incompatible with maintaining annuals in bloom.

All roof garden designs must consider plant choices, soil and substrate composition for plant nutrition, water retention and erosion control, water requirements, drainage and protection of the underlying roof systems. Even the most minimal roof garden should have a tough impermeable membrane above the roof to avoid penetration by roots or leaching chemicals. Above the impermeable membrane, roof gardeners will need a drainage system and a moisture retention mat under the growth medium. Minimizing erosion may require wind resistant permanent mulching systems. More extensive systems may include filtering cloths, root barriers and insulation layers. Sloping roofs are no problem, although slopes of more than 45% may require retention systems to keep the hanging roof garden hanging on. The UWEX Solid and Hazardous Waste Environmental Center publishes a guide including suppliers of

---

green roof technologies. There is even one company that offers completely self-contained roof garden squares that can be placed on an appropriate prepared surface.

Adventurous Master Gardeners might be tempted to experiment with homemade garden squares installed on top of aging garden sheds and other accessory structures. Otherwise, check with an architect to be sure that the roof of residential, commercial or institutional buildings can support the weight of a fully watered (or frozen) garden plus the required live load. Building codes for Winnebago County require residential and commercial roof systems support live (i.e. snow) loads of at least 30 pounds per square foot in addition to all other loads, such as your roof garden. This is an important number. For comparison, an inch of water or ice, 3-5 inches of old snow or 10-12 inches of new snow weigh in at 5.2 lbs per square foot. An architect can also help estimate what thermal efficiencies you can expect from going green up top.

As for me, I am looking for ways to reclaim a limestone quarry for horticultural tourism without having to import six cubic feet of dirt for every square foot of plantings. Simplified green roof design – simplified because there is no need to build or protect a roof - could provide some interesting solutions.

Sources:

1. ASLA/City of Chicago:  
<http://www.asla.org/meetings/awards/awds02/chicago-cityhall.html>
2. Carlisle-Syntec, Inc. : [http://www.carlisle-syntec.com/index.cfm?act=Green\\_roofgarden#](http://www.carlisle-syntec.com/index.cfm?act=Green_roofgarden#)  
(pictures of roofing systems; defining "ultra-extensive")
3. Residential Architect Online:  
[www.residentialarchitect.com/Industry-news.asp?sectionID=283&articleID=426435](http://www.residentialarchitect.com/Industry-news.asp?sectionID=283&articleID=426435)
4. US. EPA :  
<http://www.epa.gov/hiri/strategies/greenroofs.html>  
(Extensive/Intensive Definitions)
5. Wis. Admin. Code. Chapter. Comm. 21
6. UWEX / UWM : Building Green Sources, including Green Roof Technology:  
<http://www4.uwm.edu//shwec/publications/cabinet/reductionreuse/615.SG.0502%20Update%20.pdf>

## What Does Cultivate Mean?

By Lawanda Jungwirth

What was the first thing that came to mind when you read the title above? I'm guessing it was either a picture of a farmer cultivating his fields, or a gardener hoeing or using some other tool to remove weeds and fluff up the soil between plants.

Here is how Merriam-Webster defines cultivate:

1. to prepare or prepare and use for the raising of crops; *also* to loosen or break up the soil about growing plants
2. to foster the growth of : *cultivate* vegetables
3. to improve by labor, care, or study: **REFINE** <*cultivate* the mind>
4. **FURTHER, ENCOURAGE** <*cultivate* the arts>
5. to seek the society of: make friends with

The first two definitions are, of course, the ones that come to the mind of a gardener. Let's see how even the latter definitions can be applied to gardening activities other than the traditional one of breaking up the soil.

As for #3 above, we are continually laboring to improve our gardens, our soils, and our landscapes and we do it because we care about the plants themselves, the beauty of our surroundings or providing food for our families. Sometimes, it takes some study to figure out what to do next, whether it be learning a new technique or finding out about new plants. This study might take place at Master Gardener classes, from books, magazines, or the internet, from talking with other gardeners, or by just referring to your own old garden journals.

Definition #4, to further or encourage – aren't we constantly trying to encourage our plants to grow by finding out what they need as far as sunlight, soil, water and fertilizer and trying to provide for those needs as best we can? We help them to grow taller, or wider, or to produce the flowers or fruit they were meant to engender.

Finally, definition #5, to seek the society of or to make friends with. Personally I find that

---

when going through difficult times or even just the odd bad day, my garden often provides the only society I want to seek. I remember walking through my grape arbor on the afternoon of September 11, 2001 feeling the shock and fear all Americans felt, but then noticing every bunch of grapes just beginning to blush with purple and the green leaves moving just slightly in the breeze and taking solace from the fact that even though something so horrible had happened, these grapes were growing just the same as they were on September 10 and as they would be on September 12. I toured my garden that day and loved every flower and herb and vegetable and even every weed.

The “to make friends with” part of definition #5 suggests a gentle give and take such as the best friendships have. We hear of the “war on weeds” or the “battle against the bugs” but these violent words have no place in the peacefulness of a friendship with a garden. To truly be friends with a garden is to cultivate it as you would a friendship, with kindness, attentiveness and support, providing for its health with water, compost or other organic soil amendments, weeding and judicious pruning. It is not a constant fight to make the plants or pests submit to your will by dousing the garden with synthetic fertilizers and pesticides that kill the very insects and soil microbes that the plants need to thrive.

Our word “cult” has some negative connotations, but “cultivate” comes from the same Latin word *cultus*, meaning “care” or “adoration.”

Every time you walk through your garden, whether you stoop to pull a weed, harvest a tomato for dinner, snip a flower for a vase, check the progress of a transplanted perennial or just admire a rose in bloom, you are attending to or cultivating your garden.

## Location, Location, Location

Winnebago and Outagamie counties have the good fortune to be situated in Wisconsin’s tension zone. On a map, it is a narrow swath of land about 10 to 30 miles wide that cuts diagonally across the state from Polk and Burnett counties in the west to Sauk County (and just a corner of Racine County) on



the shore of Lake Michigan. The tension zone has the highest number of plant species in the state because it is the northernmost boundary of many southern plants and the southernmost boundary of many northern plants. It encompasses the plants of both of Wisconsin’s northern and southern climates. Although to many, Wisconsin may seem to be all of one climate, gardeners know different. Planting zones tell us that some plants that are hardy enough to survive a winter in Milwaukee, won’t survive the cold and snow in Minoqua. Above the tension zone, there are virtually no natural prairies. Below it, most conifers are not native. John T. Curtis in “The Vegetation of Wisconsin,” published in 1959, described the southern floristic province as prairie-forest and the northern province as the northern conifer-hardwood forest. Some of the factors that differentiate the two areas are January and July mean temperatures, the length of the growing season, annual precipitation, snow cover and the evaporation rate in July. The northern province culminates in boreal forest and the southern province in the prairies that once dominated the Wisconsin border with Illinois. In between, there is more diversity of plant species, but nowhere more so than in the tension zone.

---

## MAY GARDEN TASKS

### Houseplants, Perennials and Annuals

- Transplant roses and mulch vines
- Week 1. If daytime temps are above 5degrees Place seedlings outdoors to acclimate for a few hours gradually increasing time each day.
- Cultivate beds where you intend to plant
- Prune Lilac/Forsythia/Honeysuckle/Mahonia shrubs immediately after they finish blooming.
- Time to hang hummingbird feeders. Clean and refill every 4 days.
- Be a vigilant weeder –get them early and often.
- Week 2. Check mower and other power tools.
- Cultivate beds and add compost.
- Divide and transplant perennials
- As blooms fade from early flowering plants remove faded flower to allow plant to send food supply to bulbs
- Plant corn when apple trees are in full bloom
- Week 3. Don't be in a rush to plant the garden just because the calendar states it is not May 24<sup>th</sup>. There is no harm is waiting another week or so to plant the most tender annuals.
- Check trees for sign of tent caterpillars and destroy them.
- Prune candles on evergreens by 1/3 to promote thicker growth.
- Top dress lawn
- Prune dead and diseased wood on shrubs and trees.
- Thin crowded branches, especially cross overs
- Plant perennials and biennials.
- Week 4. Water ferns well
- If night temps. Remain consistently above 50F, you may plant "hardened off" annuals.
- Plant beans
- All tender bulbs / rhizomes should be planted now
- Keep soil moist around newly planted nursery stock
- As soon as new growth on roses is visible, begin a vigilant spray or dust program and maintain throughout the season.
- Apply 10.10.10 fertilizer to spring flowering bulbs which have finished blooming.



### MINI PINEAPPLE UPSIDE DOWN CAKE

SERVED 2 April 8 meeting

1 <sup>1</sup>/<sub>4</sub> cups firmly packed brown sugar  
2/3 cup butter, melted  
can (20 oz) pineapple slices, drained (save  
juice)

30 maraschino cherries, drained  
1 package yellow pudding cake mix

Preheat oven to 350 degrees.

Combine brown sugar and butter in small bowl. Place 2 tsp in each muffin cup.

Cut pineapple slices into thirds. Place 1 section and 1 cherry in each cup.

Prepare cake mix following package directions for basic recipe, except using juice for water, adding water to make enough for needed amount.

Fill muffin cups <sup>3</sup>/<sub>4</sub> full.

Bake for 15 - 20 minutes or until cake springs back when touched slightly.

Remove from oven. Loosen cupcakes from sides of pan. Invert onto cooling rack.

Cool. May serve with whip cream.

From: Linda Locker



---

## What am I Answer:

I am a perennial tree - **Pinus banksiana Lamb.**; common name: Jack Pine, Gray Pine, Black Pine, Princess Pine, Scrub Pine

References: <http://www.botany.wisc.edu/wisflora/> and associated links



## We Welcome Newsletter Contributions

Everyone is encouraged to contribute to our newsletter. Your ideas and information are important to all of us, and we would very much like to hear from you. There is no need to contact us before you send in an article or a story or your great garden or vacation pictures. Please just mail them to Linda Tobey 1800 Midway Rd Menasha, WI 54952 or email to [linda@americanpresstech.com](mailto:linda@americanpresstech.com). Don't forget you can take the time it took you to write your article as Community Ed. Hours.

We will also be very happy to share project details and pictures with the membership. With all of the work you all do on the projects it is nice to share what you have done and it shows other members what we are doing. Share with us in the newsletter.

If you have any ideas of things you would like to see in the newsletter please let us know. We always appreciate new ideas.

## June Picnic

Our annual MG Picnic will be Tuesday June 10. Master Gardeners will furnish the meat and drinks. We do request everyone to bring a dish to pass. Please sign up at the May meeting or let Mary Wiedenmeier know you plan to attend. Feel free to bring family or special friends with you. Mary needs to know the amount of people coming with you to make sure enough meat is ordered. It is as always bring a dish to pass. There will be a plant swap in conjunction with the picnic so bring your garden overflow along..



---

## MAY GARDEN WALKS

The garden walks are on Tuesday May 13 beginning at 6:15. They are across the street from each other on the corners of Evans and New York in Oshkosh. We may have a very short meeting so bring your chairs and be prepared to spend a great evening with friends and fantastic gardens.



### The gardens of Marge Bolding

#### Adventures in Gardening

Welcome to come and see some native woodland plants, native prairie plants, ferns, grasses, and sedges. I bought my house eleven years ago in the winter months when snow covered the ground; so when spring came, the back yard was a complete surprise. I am a member of Wild Ones and I was drawn toward having some native plants. Over time I did some research into what native plants would be suitable for my yard and then I rashly took out all the grass in my back yard. I put in native trees and shrubs such as Witch Hazel, Serviceberry, Cornelian Cherry Dogwood, Hazel Nut, and several kinds of viburnums. I ordered many native flower perennials from the Wild Ones spring plant sales. Along the way I was able to go on Wild Ones rescue digs and acquire more plants. Sometimes not everything survives with all the rabbits in the neighborhood. And then sometimes one gets surprises, such as seeing a Shooting Star bloom last year. It probably came along with a big clump of Jack-in-the-Pulpit that I had dug several years before

I love the woodland plants that bloom in the spring such as Bloodroot, Virginia Bluebells, Wild Ginger, Hepatica, Wild Geranium, Jacob's Ladder, Columbine and some of the more well-known ones like Trillium and Jack-in-the-Pulpit. My favorite ferns are the Maidenhair and the Sensitive Fern. Ornamental grasses are nice all year round. And I'm even beginning to like the sedges.

In the sunny area I have Blazing Stars (really good for attracting butterflies), Black-eyed Susans, Ironweed, Spiderwort, Joe Pye Weed, Bottle Gentian, Yellow Cone Flower, and Wild Blue Indigo.

My goal in this garden was to have a restful, rustic setting to enjoy from my large windows. It is a reminder of the woods on the farm where I grew up. Also, I wanted to attract birds and I can see them nicely while working at my dining room table. I hope that I can introduce you to some native plants that can be used in a city garden.

-- Marge Bolding

### Robert & Jolinda Potter Gardens

Welcome to Bob and Jolinda's Whimsical Garden!

This is a garden that has interesting sights to enjoy. We have variety of many homemade bird houses and an assortment of bird baths. We have many annuals and perennials to enjoy. We have quite a nice selection of hostas and shade plants. While walking through the garden you can sit and rest at different sites to listen to the birds and to look at the different plants. This is a relaxing garden where you want to take off your shoes, sit down, and enjoy a refreshing drink. Hope to see you there! -- Bob and Jolinda Potter.




## DNR Invasive Plant List (Native and Non-Native)

Amur Honeysuckle ( <i>Lonicera maackii</i> )	Amur Maple ( <i>Acer ginnala</i> )
Aquatic Forget-me-not ( <i>Myosotis scorpioides</i> )	Autumn Olive ( <i>Elaeagnus umbellata</i> )
Baby's-breath, Common ( <i>Gypsophila paniculata</i> )	Bell's Honeysuckle ( <i>Lonicera x bella</i> )
Bishop's Gout-weed, ( <i>Aegopodium podagraria</i> )	Bracken Fern ( <i>Pteridium aquilinum</i> )
Burning Bush ( <i>Euonymus alatus</i> )	Butter-and-eggs ( <i>Linaria vulgaris</i> )
Chicory ( <i>Cichorium intybus</i> )	Chinese Elm ( <i>Ulmus parviflora</i> )
Common Comfrey ( <i>Symphytum officinale</i> )	Common, European Buckthorn
( <i>Rhamnus cathartica</i> )	Common Hound's Tongue
( <i>Cynoglossum officinale</i> )	Common Mullein ( <i>Verbascum thaspus</i> )
Common Privet ( <i>Ligustrum vulgare</i> )	Common St. Johns-wort ( <i>Hypericum perforatum</i> )
Common Tansy ( <i>Tanacetum vulgare</i> )	Creeping Bellflower ( <i>Campanula rapunculoides</i> )
Crown-vetch, Purple ( <i>Coronilla varia</i> )	Dame's Rocket ( <i>Hesperis matronalis</i> )
English Ivy ( <i>Hedera helix</i> )	European Barberry ( <i>Berberis vulgaris</i> )
European Black Alder ( <i>Alnus glutinosa</i> )	European Mountain Ash ( <i>Sorbus acuparia</i> )
Everlasting Pea ( <i>Lathyrus latifolia</i> )	Garden Forget-me-not ( <i>Myosotis sylvatica</i> )
Garden Heliotrope ( <i>Valeriana officinalis</i> )	Grecian Foxglove ( <i>Digitalis lanata</i> )
Grey Dogwood ( <i>Cornus racemosa</i> )	Hairy Willow Herb ( <i>Epilobium hirsutum</i> )
Honey Locust ( <i>Gleditsia triacanthos</i> )	Honeysuckle ( <i>Lonicera spp.</i> )
Japanese Barberry ( <i>Berberis thunbergii</i> )	Japanese Honeysuckle ( <i>Lonicera japonica</i> )
Lily-of-the-valley ( <i>Convallaria majalis</i> )	Moneywort (green) ( <i>Lysimachia nummularia</i> )
Morrow's Honeysuckle ( <i>Lonicera tatarica</i> )	Multiflora Rose (white)
( <i>Rosa multiflora ex Murray</i> )	Norway Maple ( <i>Acer platanoides</i> )
Orange Day Lily (w/yellow stripe)	( <i>Hemerocallis fulva</i> )

Orange Hawkweed ( <i>Hieracium aurantiacum</i> )	Ox-eye Daisy ( <i>Chrysanthemum leucanthemum</i> )
Pampas Grass ( <i>Miscanthus sinensis</i> )	Periwinkle ( <i>Vinca minor</i> )
Porcelain Berry ( <i>Ampelopsis brevipedunculata</i> )	Prickly Ash ( <i>Zanthoxylum americanum</i> )
Purple Loosestrife, Spiked ( <i>Lythrum salicaria</i> )	Queen Anne's-lace, Wild Carrot ( <i>Daucus carota</i> )
Queen-of-the-meadow ( <i>Filipendula ulmaria</i> )	Red-twig Dogwood ( <i>Cornus stoliniifera</i> )
Russian Knapweed ( <i>Centaurea repens</i> )	Russian Olive ( <i>Elaeagnus angustifolia</i> )
Scotch Pine ( <i>Pinus sylvestris</i> )	Siberian Elm ( <i>Ulmus pumila</i> )
Siberian Pea Shrub ( <i>Caragana arborescens</i> )	Smooth Sumac ( <i>Rhus glabra</i> )
Spearmint ( <i>Mentha spicata</i> )	Spotted Knapweed ( <i>Centaurea biebersteinii</i> )
Staghorn Sumac ( <i>Rhus typhina</i> )	Star-of-Bethlehem ( <i>Ornithogalum umbellatum</i> )
Sweet Violet ( <i>Viola odorata</i> )	Tall Hawkweed (yellow) ( <i>Hieracium sp.</i> )
Tartarian Honeysuckle	Thyme-leaved Speedwell ( <i>Veronica serpyllifolia</i> )
Tree-of-heaven ( <i>Ailanthus altissima</i> )	Tuberous Sweet Pea ( <i>Lathyrus tuberosus</i> )
Virginia Waterleaf ( <i>Hydrophyllum virginianum</i> )	Watercress ( <i>Nasturtium officinale</i> )
Wayfaring Tree ( <i>Viburnum lantana</i> )	White Mulberry ( <i>Morus alba</i> )
White Poplar ( <i>Populus alba</i> )	White Snakeroot ( <i>Eupatorium rugosum</i> )
Wild Grape ( <i>Vitis spp.</i> )	Wintercreeper ( <i>Euonymus fortunei</i> )
Yellow Hawkweed ( <i>Hieracium piloselloides</i> )	Yellow Sedum ( <i>Sedum acre</i> )
Yellow Water Flag ( <i>Iris pseudacorus</i> )	

For more info go to

[www.dnr.state.wi.us/invasives/photos/](http://www.dnr.state.wi.us/invasives/photos/)





## VOLUNTEER OPPORTUNITIES

### ☞ GENERAL MEMBERSHIP MEETINGS

Hours spent at the General Membership meetings count!  
Come and see how you can be involved.

### ☞ PAINE GARDENS

Contact Bob Potter

### ☞ PARK VIEW CUTTING GARDEN

Contact Bill Weber.

### ☞ PARK VIEW-MG LIASON

Contact: Mark Weber

### ☞ PARK VIEW VEGETABLE GARDEN

The Vegetable Garden contact Susan Steinhilber  
235-1031 or email [steinsb@northnet.net](mailto:steinsb@northnet.net)

### ☞ COMMUNITY GARDENS - Menasha

Contact Ruth Freye

### ☞ PLANT HEALTH ADVISORS

Contact Curt Reese at 426-4992.

### ☞ TRIPS

Contact Roy Anne Moulton of the Education Committee

### ☞ INVASIVE SPECIES ED & CONTROL

Contact Lawanda Jungwirth.

### ☞ NEWSLETTER


Contact Linda Tobey or Jean Reed

### ☞ LOOK FOR MORE PROJECTS TO COME!



## MAY 2008

(THIS CALENDAR IS A HANDY WAY TO KEEP TRACK OF YOUR HOURS)

SUN	MON	TUE	WED	THUR	FRI	SAT
				1	2	3 Buying Trip Garlic Mustard Pull Herb Fest
4	5	6 Board Meeting 6PM Coughlin Center	7	8	9 Wildflower Walk	10 Wildflower Walk
11 Mother's Day 	12	13 Garden Walk meeting 6:15 Marge Bolding & Bob Potter	14	15	16	17 PAINE FESTIVAL OF SPRING 8 - 4
18	19	20	21	22	23	24
25	26	27	28	29	30	31