



WINNEBAGO COUNTY MASTER GARDENER DECEMBER 2010 - NEWSLETTER

(click here to go directly to website) www.winnebagomastergardeners.org 920-232-1986

PRESIDENTS' LETTER

Happy Holidays!!

Hope everyone had a safe and happy Thanksgiving. Just think in a few days it will be Christmas!! Before that happens, we have places to be, gifts to prepare and possible snow to shovel.

Don't forget to send in your reservation for the Awards Dinner, Monday, December 6. This is the time of year that we recognize our newest Certified Master Gardeners and thank everyone for all of the volunteer service work the past year. We have a lot to be thankful for. The projects were done by those who love to give back to their community.

I would also like to welcome our newest Officers. Jane Kuhn and Ivan Placko are Co-Vice Presidents, Linda Baeten has graciously decided to stay as Secretary for another 2 years and Carole Dorsch is our new Board Member. Thank you for your service to the Master Gardeners.

Tuesday, January 4 our first Board meeting of the year will be a planning meeting. We will set our goals for the year at this time. All are welcome to attend. It will start at 5:30 pm at the Coughlin Center.

HAPPY HOLIDAYS
Kathy & Mary



WHERE IS IT?

What Am I? – pg 2 ans. Pg 4
Board Meeting Notice – pg 2
Birthdays - pg 2
Lawanda's Articles – 2, 3, 5, 6
Save the Date – pg 4
2011 Winter Escape – pg 5

Nick's Notes:

As mentioned at previous membership meetings and in other articles, UW-Extension is going through a major web redesign. Many of the new web page designs also result in creating new web addresses. With this article, I hope to provide you with a guide for finding those new University of Wisconsin Extension horticulture web pages so you can bookmark them if you think they are useful. The first four websites listed below are filled with excellent horticulture tip sheets (web pages 1-4). The Brown Bag and Wisconsin Horticulture Update recordings are archived at the next two web pages (5-6). Plant health diagnostic web pages are 7-8. Official UW publications, such as those found in your Master Gardener training manual are found at the Learning Store web page. Most UW-Extension publications can be viewed for free there. If you do not have a personal computer but would like to check out the content of any of these sites, please remember there is a computer in the Master Gardener room at the County Extension office for you to use.

1. Wisconsin Horticulture: <http://hort.uwex.edu/>
2. Wisconsin Master Gardener Program: <http://wimastergardener.org/>
3. For Your Information - Lawn and Garden: <http://fyi.uwex.edu/sites/Garden/>
4. Urban Horticulture: <http://www.uwex.edu/ces/wihort/index.html>
5. Brown Bag Recorded Archives: <http://fyi.uwex.edu/brownbag/>
6. Wisconsin Horticulture Update Recorded Archives: <http://fyi.uwex.edu/wihortupdate/>
7. UW-Extension Plant DOC archives: <http://www.uwex.edu/ces/ag/plantdoc/archives.cfm>
8. Plant Diagnostic Clinic: <http://www.plantpath.wisc.edu/pddc/>
9. Publications – The Learning Store: <http://learningstore.uwex.edu/>

Wishing you a wonderful Christmas,
Nick Schneider

Organic Gardening Tip of the Month

From Lawanda Jungwirth

Make a strong tea to perk up plants that aren't quite as healthy as you'd like them to be by soaking the herbs comfrey or stinging nettle in five gallon buckets of water for a week or so. Strain out the herbs and use the water to water your plants or dilute it by half and use it as a foliar feed. Put the used herbs on your compost pile to give it a nutritious boost as well.



HAPPY BIRTHDAY IN DECEMBER



Amy Asenbrenner, Kathy Daniels, Audrey Ruedinger, John Procknow, Ken Hawk, Tom Jack, Teresa Walotka, Joe Wichman

What Am I? by Jane Kuhn

I am a deciduous, multi-stemmed shrub which can add color and interest to your winter garden. I am native to the eastern and central United States and can be found at the edge of the woods or in swamps. My leaves are alternate, simple, sharply toothed, two to three inches long, green above while paler and generally hairy below. Both male and female flowers are stalked and greenish-white with 5-7 petals appearing in spring. My fruits, which are present only on the female plant, are round drupes, 1/4 inch in diameter, in clusters of 2 to 4, green during the growing season and ripening in fall to bright red and glossy, and persisting through the winter. My plants are dioecious; a male plant is needed for pollination of female plants. Generally one male with be sufficient for pollinating 9-10 female plants.

I grow best in full sun to partial shade – more sun means more fruit on female plants. I require a neutral to acid soil with adequate moisture and am tolerant of poorly drained soils. I am used in mass plantings, in native plantings, where soils are wet, to attract wildlife, and for fruit display in fall and winter. Propagation is best through early summer cuttings which are easily rooted; seeds possess a dormancy period making germination tricky.

Master Gardeners Board Meeting

November 2, 2010

The Meeting was called to order by Mary Wiedenmeier, 6:00 pm

Present: Mary Wiedenmeier, Kathy Daniels, Ivan Placko, Alice Graf, Linda Baeten, Sue Bohn, Stan Meyer, Bob Potter, Ken Hawk, Roy Anne Moulton, Marge Menacher, Audrey Ruedinger.

Treasurer's Report –

A handout was provided. Total of all accounts as of 10/31/10 is \$16,104.00

Secretary's Report – Linda Baeten

A correction needs to be made to the minutes in the newsletter regarding the Grant Applications for 2011. Roy Anne was not able to apply for the \$500.00 grant two years in a row. The minutes were amended to: "One \$250.00 and one \$100.00 grant was applied for from the State. No word has been received as to whether these grants have been awarded." Linda Baeten will make an announcement at the next Business Meeting.

OLD BUSINESS

Brochure

- Copies of the new MG brochure were passed around. Everyone was pleased with the outcome.
- Synda Jones did the layout. The Board discussed recognition for her efforts.
- Linda Baeten has sent a thank you letter to Mike Pollatz and Sue Charlier of Independent Printing for donating the printing of the brochure.

Thank You's

- Linda Baeten has e-mailed thank you notes to those responsible at Miles Kimball for the donation of door prizes at our Business meetings, per Synda.

Website

- It was noted that nothing has been posted on the website since August 2010. A question came up as to whether the contract has expired. A new Website has not materialized.
- Alice will check into who hosts our website and whether it has expired.

NEW BUSINESS

SOP's

- Ivan will submit a revised SOP proposal, including recent changes, to the Board prior to the January planning meeting.

Membership

- Linda Baeten has called those who took the training but have not paid or sent in hours, to see if they may still be interested. She also called those who sent in hours, but did not pay dues for 2011. Some have chosen to continue and some have not.
- All were encouraged to continue.

Elections

Marge Menacher is planning on relocating to Madison by spring, and has withdrawn her name from the ballot. In addition to serving out her term, she will continue to serve on her projects and committees until she moves, and hopes to mentor those interested in carrying on.

- Kim Scharpf has also withdrawn her name.
- This leaves candidates Ivan Placko and Jane Kuhn as co-vice presidents, Linda Baeten as Secretary, and Carole Dorsch as Board Member. There is also space for a write in candidate for each office.
- Linda Baeten will revise the ballot for the November Business meeting vote.
- The State Representative is an appointed position. Bob Kosanke will continue if a replacement doesn't step forward. He will arrange the name badges for last year's class for those who are eligible to be certified. He will explain the position at the next Business meeting.

Hours Coordinator – Mary

- Hours Coordinator, Bruce Abraham, has sent in a letter of resignation.
- The Board agreed to accept the resignation.
- A decision to send in hours to the state after our September 1st deadline, and before October 20, was made based on Nick's advice.
- Mary had sought Nick Schneider's advice regarding the matter and Nick responded with a letter addressed to the Board. Mary will ask Nick to allow us to share his letter with Bruce.
- Mary will call Bruce to see if there were any MGs who attempted and were denied the opportunity to turn in hours after September 1st.
- Linda Baeten will send Bruce a letter thanking him for his service and encourage him to reconsider.

Education Committee – Roy Anne

- February event:
 - Roy Anne met with Rosemary Smith and Linda Werner regarding publicity for the event.

- Talked about website issues and sent a letter to Jean Reed informing her that Rosemary would be the Chair for the Publicity Committee.
- A letter was also sent to Jean for posting education event dates.
 - Winter Escape / Summer Dreams will feature Jeff Epping from Oberlich Gardens in Madison as the keynote speaker. Michael and Kathi Rock will also speak on hummingbirds. The event will take place on February 26th at Bridgewood.
- A bus trip to the Madison Expo is in the works, as well as a trip to the Chicago Flower and Garden Show.
- There will be a pruning workshop on March 12.
- Possible buying trip.
- Possibility of a trip to Philadelphia.

January Planning Meeting – The Board decided to do a planning meeting in January. There will be no Board meeting in December.

Awards Dinner – will be on December 6th at Bridgewood. Registration forms are in the newsletter.

Other new business-

There may be advice on the State MG website on how to update websites.

Meeting adjourned approximately 8:40

Respectfully submitted,
Linda Baeten

Rotate your vegetable crops

From Lawanda Jungwirth

In fifth grade, I spent hours looking at a beautiful picture of a farm that was in my social studies textbook. Fifth grade was when I learned about



things like crop rotation, strip cropping and contour plowing. Not being from a farm family, it was all new and interesting to me, but I didn't think it would ever have a real-life application. Turns out I was

wrong, at least regarding the part about crop rotation.

Crop rotation is important in the vegetable garden to help the soil maintain a healthy balance of nutrients and to prevent disease and pest

problems. Studies show that yields from crops that aren't rotated quickly fall as much as 40%!

There's more to it, however, than just swapping around your tomatoes and beans each year. Vegetables in the same family take the same nutrients from the soil and are subject to many of the same pests and diseases. Potatoes, tomatoes and eggplant are all in the same family and all are subject to some of the same fungal diseases. Placing a vegetable of another family into that spot the next year deprives the pathogens of the host plant they need to thrive.

Pest control works the same way. Say you have a bad infestation of some insect or another and they lay their eggs in the soil below the plants they are invading to overwinter. When they hatch in spring, it would be best (for the gardener) if they didn't find a ready-made buffet of the plant they love growing overhead.

Some plants are more effective at extracting nutrients from soil than others. They draw nutrients from deep in the soil and when they die, their residues make the nutrients available to less proficient nutrient extracting plants that follow them in the rotation.

There are nine main plant families found in the vegetable garden that should be rotated. They are:

- Onion family: onion, garlic, leeks, shallots
- Carrot family: carrots, parsley, parsnips
- Sunflower family: sunflower, lettuce
- Cabbage family: cabbage, broccoli, kale, kohlrabi
- Spinach family: spinach, beets, chard
- Cucumber family: cucumbers, melons, squash, pumpkins
- Pea family: peas, beans
- Grass family: corn
- Tomato family: tomatoes, peppers, eggplant, potatoes

Many studies have determined the best way to rotate these families. Here are just a few: Potatoes follow corn, corn follows cabbage, cabbage follows peas, peas follow tomatoes, tomatoes follow beans, beans follow root crops, root crops follow squash, squash follows potatoes.

If you'd like to learn more about the science behind crop rotation, Eliot Coleman has an excellent chapter on it in his book *The New Organic Grower*.

Don't get too caught up in this if you are a backyard gardener. Just keep it in the back of your mind and

do the best you can. It would be a good idea to make a rough sketch now showing where you plan to place next year's crops while the layout of this year's garden is still fresh in your mind.

Answer to What Am I?

I am winterberry holly. Family: Aquifoliaceae (holly family).



Genus: *Ilex*.
Species: *Ilex verticillata*.
Other common names are common winterberry, black alder, coralberry and Michigan holly.
Excellent

year round interest, highlighted by the showy display of red berries against white snow in winter. Warning: all *Ilex* species may be somewhat toxic if ingested.

Resources: USDA Plants Database and associated links

Save the Dates!

The Education and Trip Committee have lots of fun and educational opportunities planned for 2011. Please mark your calendars and plan to join us to get a jump start on those continuing education hours. Further details will be shared as they are developed.



February 12 – Bus trip to Garden Expo in Madison
February 26 – Winter Escape ~ Summer Dreams
March 5 – Bus trip to Chicago Flower and Garden Show at Navy Pier
March 12 – Hands-on pruning workshop
Plant buying trip to Madison area

Flower Arranging

Beautiful bouquets were made at Park View on October 11th, thanks to Lil Hansche, Arlene Kosanke, and Janet Priebe with flowers from their gardens, Park View's cutting gardens, and donated flowers from Garden Gate on Oregon St. On November 22, we'll be making more arrangements at 1:30.

Everyone (new members as well) is welcome to join us in helping to bring smiles to our wonderful residents at Park View. Give me a call at 410-3290 (Pat Behm).

Grow your own poultry seasoning

From Lawanda Jungwirth



Have you ever wondered exactly what's in that little container of poultry seasoning that you dutifully sprinkle onto the chicken, turkey or duck you are cooking? I have to confess I never thought about it until a year ago when I had a mallard already in the slow cooker and nothing came out when I shook the spice jar.

I live a long way from a grocery store so I looked at the label and discovered that poultry seasoning is just a simple mix of herbs and spices, most of which are growing in my yard or dried in my spice cabinet. I searched the internet to find out how much of each ingredient to use and learned that that there are a LOT of different recipes for poultry seasoning.

Being practical, I copied several of them and then went outside to see what I could harvest. Almost all the recipes I found include rosemary, thyme, sage and marjoram. A few add parsley, black pepper, onion powder, celery seed or cloves.

The first four ingredients above are easily grown in the home garden or can be tucked into a flower bed.

Thyme and sage are hardy perennials that can overwinter outdoors. Both need to be planted in full sun in well-drained soil. There are many varieties of both of these herbs, but the best for cooking are the common varieties, *Thymus vulgaris* and *Sage officinalis*. Thyme is semi-evergreen even under snow and can be used fresh all winter. Sage will die back in winter but return in spring. Thyme has tiny lavender pink flowers in early summer and sage has beautiful purple 3/4-inch orchid-like early summer blooms.


Rosemary is best grown in a pot because it needs to come indoors over the winter, although it is hardy enough to stay outside until the snow falls. It should be repotted every spring because it will become root-bound. Rosemary has a piney smell and its taste has been described as piney, mint-like yet sweeter, with a slight ginger finale. A nice

surprise is that it produces lavender flowers in mid-winter.

Marjoram is usually grown as an annual in Wisconsin although you can try cutting the plant back, potting it up and bringing it indoors over winter to replant outdoors in spring. Sweet marjoram is the variety used for cooking. This tender little plant tastes like mild oregano with a hint of balsam. It grows best in full sun in well-drained soil. After the plant is established, water sparingly. These plants are delicate at first, and could easily be lost in weeds, so ensure that weeds don't overtake them.

To use any of these fresh herbs, use a scissors to snip stem tips in the amount you need. All four of these herbs are best started by buying plants at the nursery rather than by seed. All are easily dried for use all year.

2011 Winter Escape ~ Summer Dreams



February is when gardeners are feeling they can't take one more cold, snowy day. We can't make spring come early, but we can give you a mental break to escape the winter

blahs and dream of summer gardens. Join us on February 26 for a day long gardening seminar at the Bridgewood Resort and Conference Center in Neenah. Jeff Epping, Director of Horticulture at Olbrich Gardens, will give two presentations; "Inspiration from Great Public Gardens" and "Small Trees with Big Impact." Cathy and Michael Rock of Madison, experts on hummingbirds, will teach us about hummingbirds and plants that will attract them to the garden. Door prizes, good food and vendors will be included in the day. Registration is \$35 if purchased before February 1, \$40 if purchased after. Invite your friends and family. Winter Escape ~ Summer Dreams is a great gift for the gardeners on your shopping list. Registration forms available shortly.

Some plants need winter protection, some don't

From Lawanda Jungwirth



Like it or not, it's time to start getting your yard tucked in for winter. There are two main things plants need protection from in winter – rabbits and the weather.

Fencing is the only sure way to protect plants from rabbit damage. A roll of chicken wire is inexpensive and easy to cut and wrap around tree trunks or shrubs. Some of the plants most susceptible to winter rabbit damage are bridal wreath, arborvitae, raspberries, ornamental plums and cherries, spirea, potentilla and burning bush.

In my yard, I don't fence the last three on that list. Spirea and potentilla need hard pruning in late winter anyway and the rabbits may as well do it and save me the trouble. Burning bushes don't necessarily need annual pruning, but I don't want mine to get any bigger than it is, so the rabbits are welcome to prune it for me to control its size.

As a side note, I usually prune my apple and pear trees in January or February. I leave the pruned branches on the ground under the trees until I pick them up on a nice day in March. I always find that rabbits have enjoyed snacking on the trimmings. My hope is that they are eating the pruned branches instead of something else I don't want them to eat!

Most plants growing in your yard don't need protection from cold weather. Instead, they need to be protected from alternate freezing and thawing of the soil, which will damage their roots. Place a 4"-6" layer of a winter mulch of straw, pine needles, wood chips or bark around young trees, perennials planted late this past summer or in fall, and bulbs planted this year. Shallow-rooted plants like coral bells, astilbe, strawberries, tea roses, thyme and lavender should also be mulched.

Perennials growing on the south side of your house that get winter sun should always be mulched. There is the potential for freezing and thawing again and again as the soil is warmed by the sun in the daytime and then refreezes at night. The way I accomplish this at my house is to allow the leaves that blow into those flower beds to remain there until spring. The stalks of uncut perennials that

remain standing over winter do a good job of catching leaves.

Do not put mulch into place until after the ground freezes, usually around Thanksgiving. Otherwise you are creating a warm nest complete with snacks for mice and moles.

Young trees whose trunks will be hit by the light of the low winter sun should be wrapped with brown paper tape or burlap to protect the trunks from sunscald and splitting. Moisture inside the trunk is heated by the daytime sun and then freezes at night, causing the bark to split.

Mature tree trunks do not need protection from either the sun or rabbits, but if roots are near or above soil level, a covering of mulch would be wise.

SANCTIONED CORE PROJECTS

Community Education	
Marge Menacher	223-3467
Community Gardens	
Ruth Freye	734-5978
Education and Control of Invasive Species	
Lawanda Jungwirth	836-2878
Audrey Ruedinger	231-5745
Farmers Market	
Dorothy Gayhart Kunz	233-8468
Janet Priebe	233-1898
Humane Society Memorial Garden	
Dara Sitter	582-4405
Lincoln School	
Karen Wedde	231-9696
Mary Haave	231-2542
Octagon House	
Jerry Robak	722-3311
Paine Gardens	
Bob Potter	233-3349
Park View Cutting Garden	
Bill Weber	231-2936
Park View Vegetable Garden	
Judy & Al Harms	688-5523
Park View Prairie Garden	
Ken Hawk	426-1691
Park View Flower Arranging	
Pat Behm	410-3290
Plant Health Advisors @ UWEX	
Barbara Kuhn	426-2920
Rushford Town hall	
Audrey Ruedinger	231-5745
Carol Dorsch	589-5936
Shared Harvest	
Ken Friedman	235-6766
Habitat for Humanity Partnership	
David Leonard	379-5860
Washington & Webster Schools	
Marge Menacher	223-3467

OFFICERS / BOARD MEMBERS

Mary Wiedenmeier (PRES)	426-0991
Kathy Daniels (PRES)	233-0410
Ivan Placko (CO-VP)	721-9394
Jane Kuhn (CO-VP)	231-3993
Linda Baeten (SEC)	232-1224
Alice Graf (TRES)	203-8252

BOARD MEMBERS

Susan Bohn	685-0427
Marge Menacher	233-3467
Carole Dorsch	589-5936
Ken Hawk	426-1691
Audrey Ruedinger	231-5745
Roy Anne Moulton	886-1283
Bob Potter	233-3349

COMMITTEES

Education and Trips	
Roy Anne Moulton	886-1283
Education – Meetings	
Audrey Ruedinger	231-5745
Event Planning	
Kathy Daniels	233-0410
Mary Wiedenmeier	426-0991
Historian	
Dawn Kent	410-8866
Membership	
Dawn Kent	410-8866
Newsletter	
Linda Tobey	734-2264
Jean Reed	729-9012
Lawanda Jungwirth	836-2878
Jane Kuhn	231-3993
Refreshment Committee	
Linda Loker	426-1435
State Rep	
Bob Kosanke	231-1873
SOP & Bylaw Committee	
Stan Meyer	725-6486
Sunshine	
Liz Ginke	722-8140
Hours	
Home & Garden Shows	
Joni Pagel	233-6619
Cindy Meszaros	233-3550
Website, Computer and Projector	
Jean Reed	729-9012

NO BOARD or BUSINESS MEETING

OUR MISSION STATEMENT:





Our purpose is to provide horticultural education, community service & environmental stewardship for our Community in affiliation with the University of Wisconsin Extension Program.





2010

A garden is a link to the passing seasons.
Sheryl London

SUN	MON	TUE	WED	THUR	FRI	SAT
			1	2 	3	4
5	6 Awards Dinner 	7	8	9	10	11
12	13	14	15	16	17	18
19	20	21 Winter Begins 	22	23	24	25 Merry Christmas 
26	27	28	29	30	31 New Years Eve 